



18th European Congress of Psychology

## Using the ECP2023 app

3-6 July 2023 | Brighton, UK



the british  
psychological society  
promoting excellence in psychology

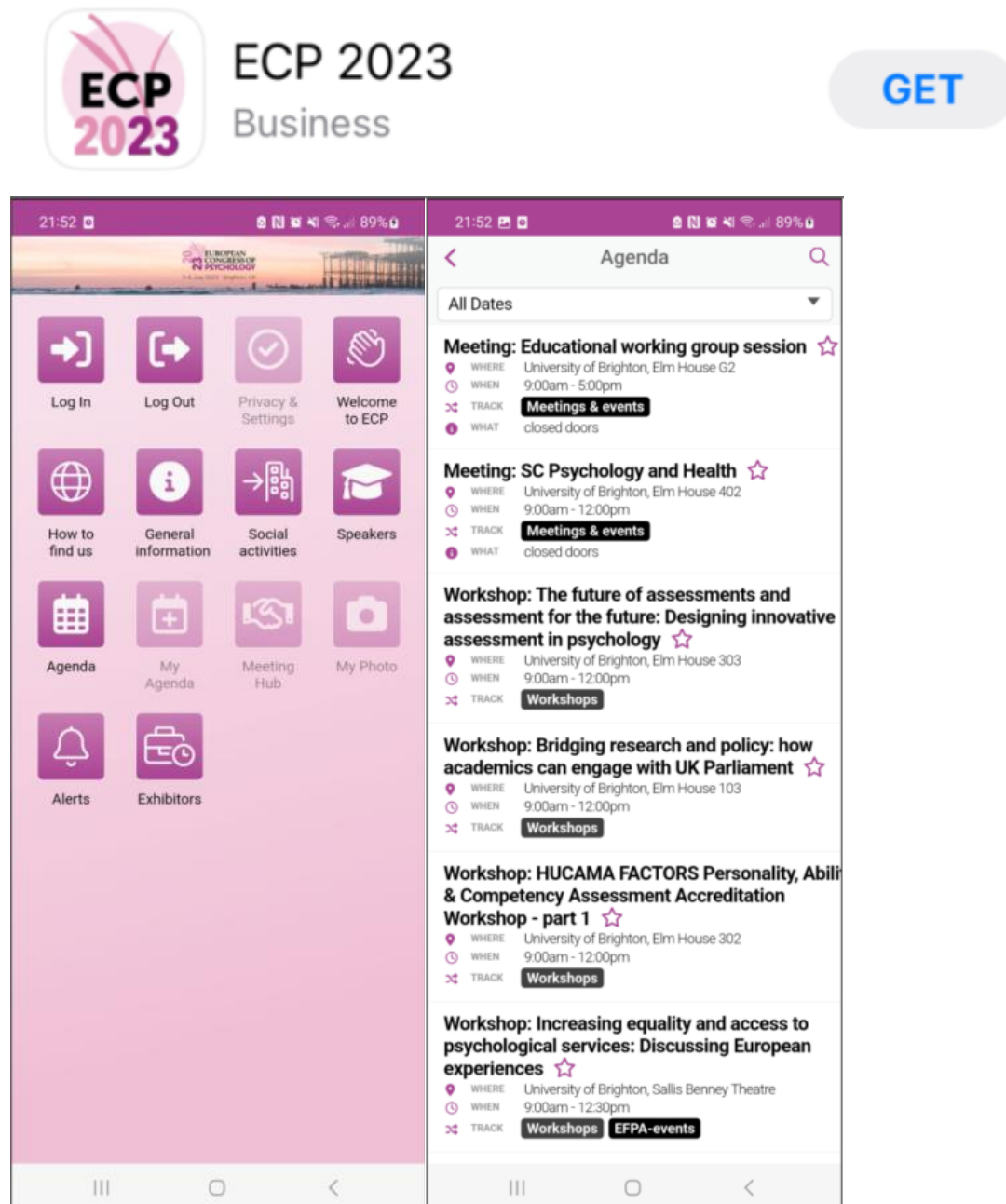
The app contains an interactive scientific programme, speaker and exhibitor details, and general information. There is also functionality to post questions using a Live Q&A function during sessions, and you can connect with other delegates via Meeting Hub.

## Contents

<b>How to download the ECP 2023 app</b> .....	3
I can't find the app in the store .....	4
<b>Can't log in?</b> .....	4
<b>Your privacy &amp; settings</b> .....	4
<b>How to use the Live Q&amp;A</b> .....	5
I can't see the Live Q&A option .....	8
How do I edit or delete a question I posted? .....	8
<b>Meeting Hub</b> .....	9
I can't click on the 'Meeting Hub' .....	12
I can't see the contact details of an attendee .....	12
How do I export the contacts details for the attendees I have connect with? .....	12

## How to download the ECP 2023 app

You can download the ECP2023 app from [Google Play](#) and the [Apple App Store](#)



## I can't find the app in the store

Please check if your device meets the requirements. The ECP 2023 app is only compatible with the following:

### **iPhone**

Requires iOS 11.0 or later.

### **iPad**

Requires iPadOS 11.0 or later.

### **iPod touch**

Requires iOS 11.0 or later.

### **Mac**

Requires macOS 11.0 or later and a Mac with Apple M1 chip or later.

### **Android**

Requires Android 5.1 and up

## Can't log in?

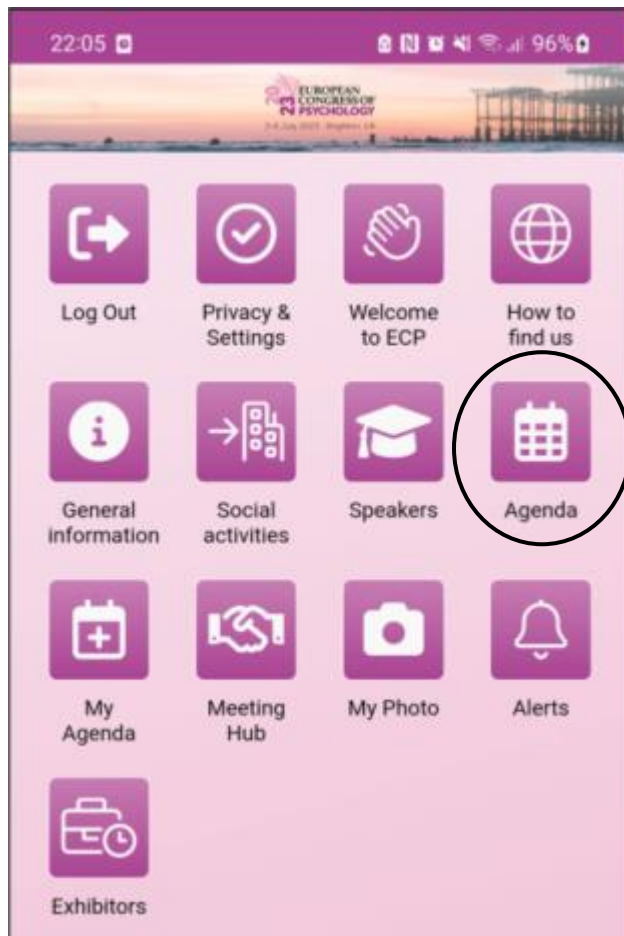
You can log on using the same password you set-up previously, or if you have forgotten your password, you can reset it in the app by selecting 'reset password'.

## Your privacy & settings

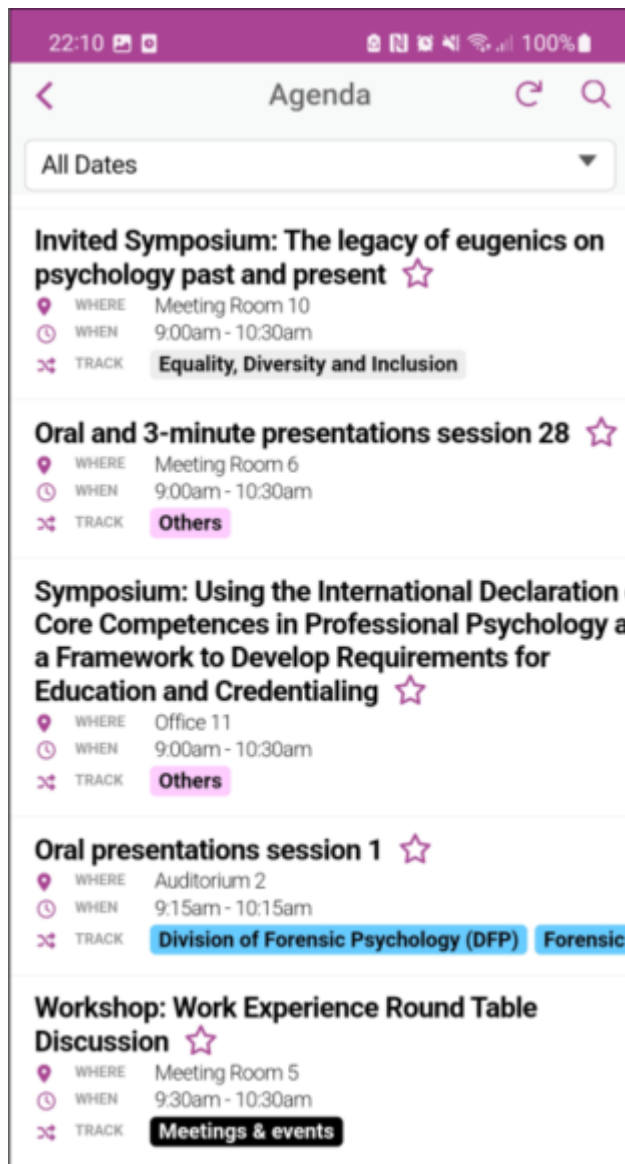
Once you have logged in you can set your virtual name badge and what contact details you would like to share with other attendees.

## How to use the Live Q&A

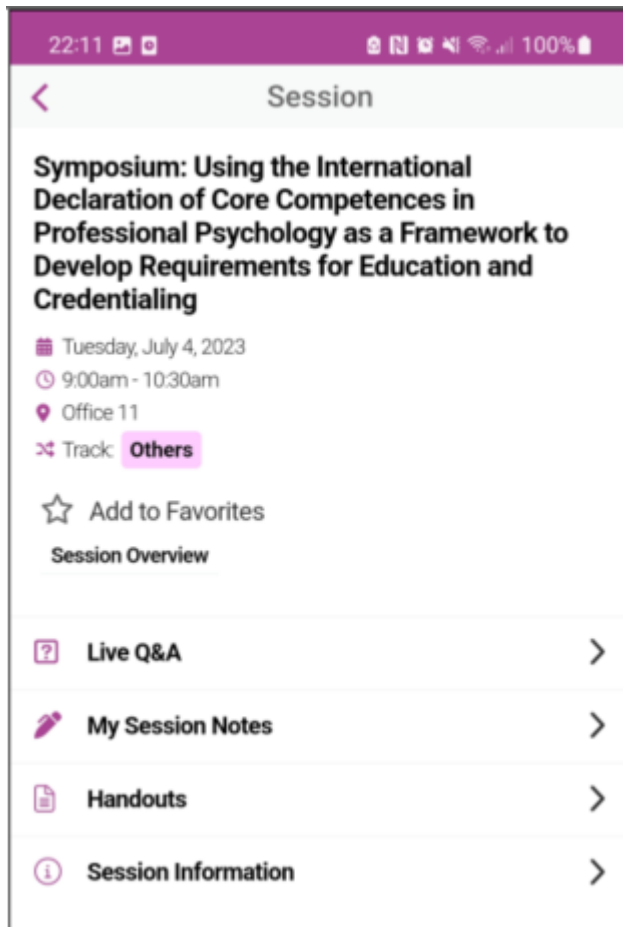
1. From the App homepage, click **Agenda**



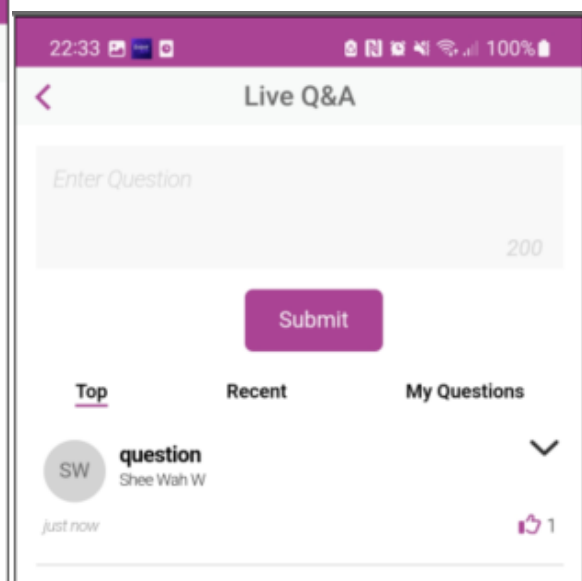
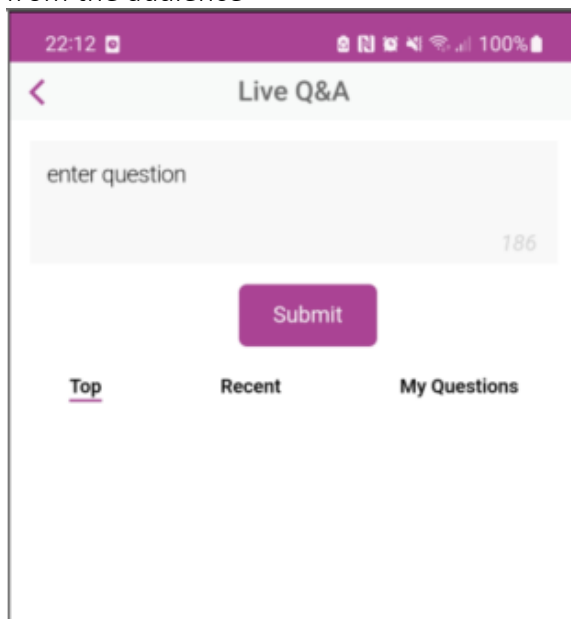
2. Find the relevant session you wish to post the question



3. Click into the session



4. Go to 'Live Q&A'  
This is where you can input pre-made questions or see a live list of questions coming in from the audience

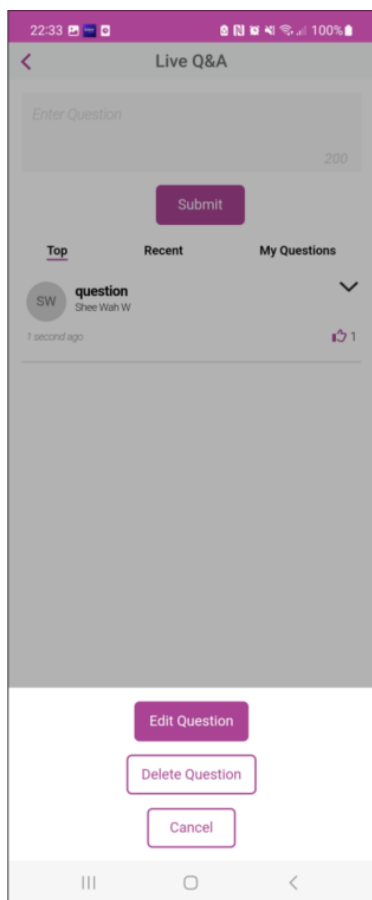


## I can't see the Live Q&A option

1. Please ensure you are logged into the app
2. The Live Q&A is only available on keynotes, panel discussions, oral/7-minute/3-minute presentations sessions and symposium. It is not available on meetings, workshops or poster sessions.

## How do I edit or delete a question I posted?

Go to the question and click on it to bring up the option to edit or delete. To edit the question, the question has to be posted by you.

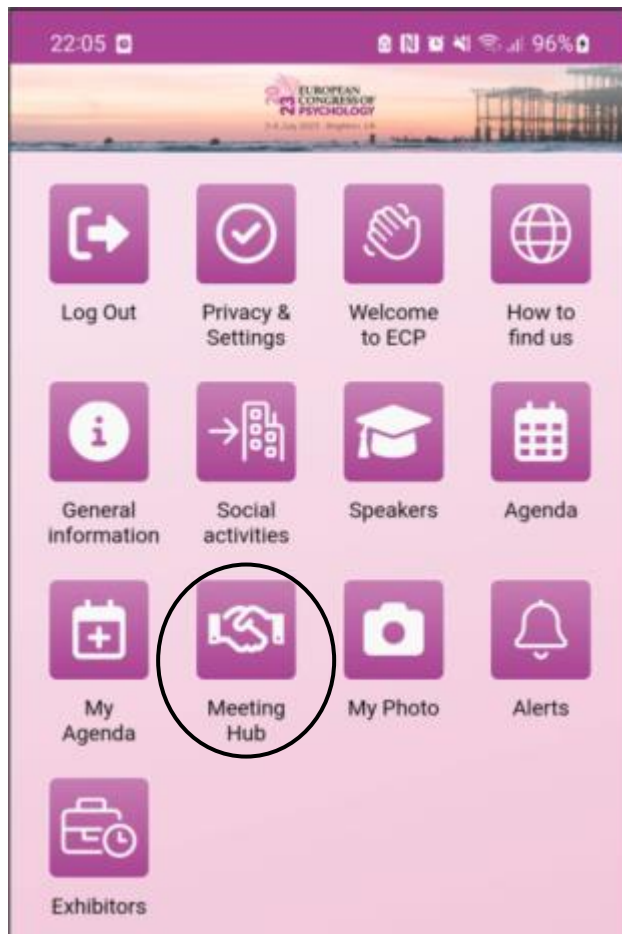




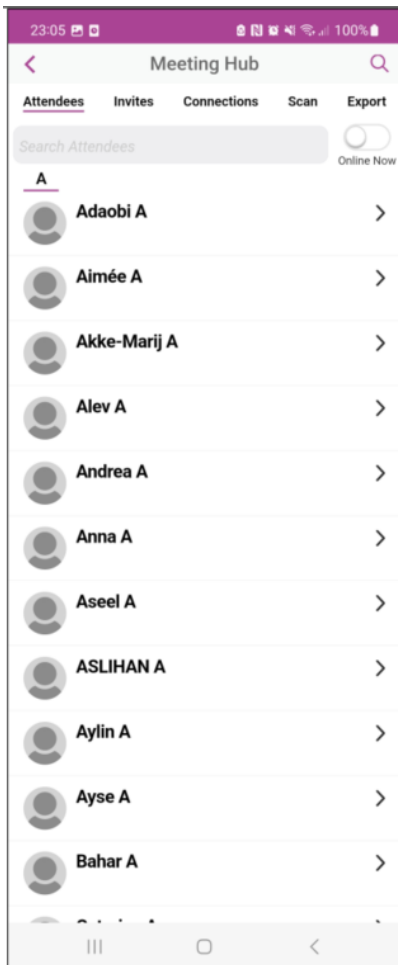
## Meeting Hub

You can search for other attendees, request connections, and engage with text messages chats and scheduled video meeting.

1. From the App homepage, click on **Meeting Hub**

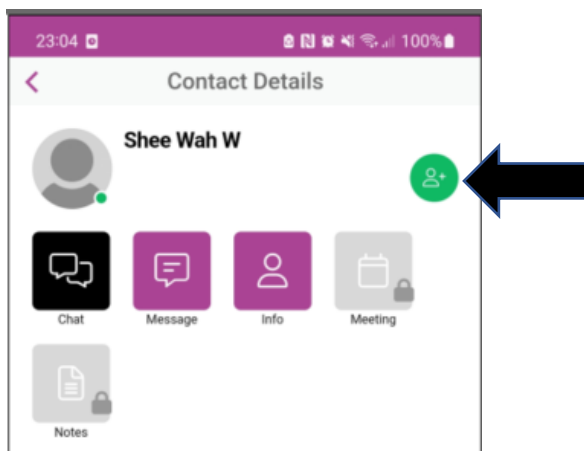


2. Find the attendee you wish to connect with

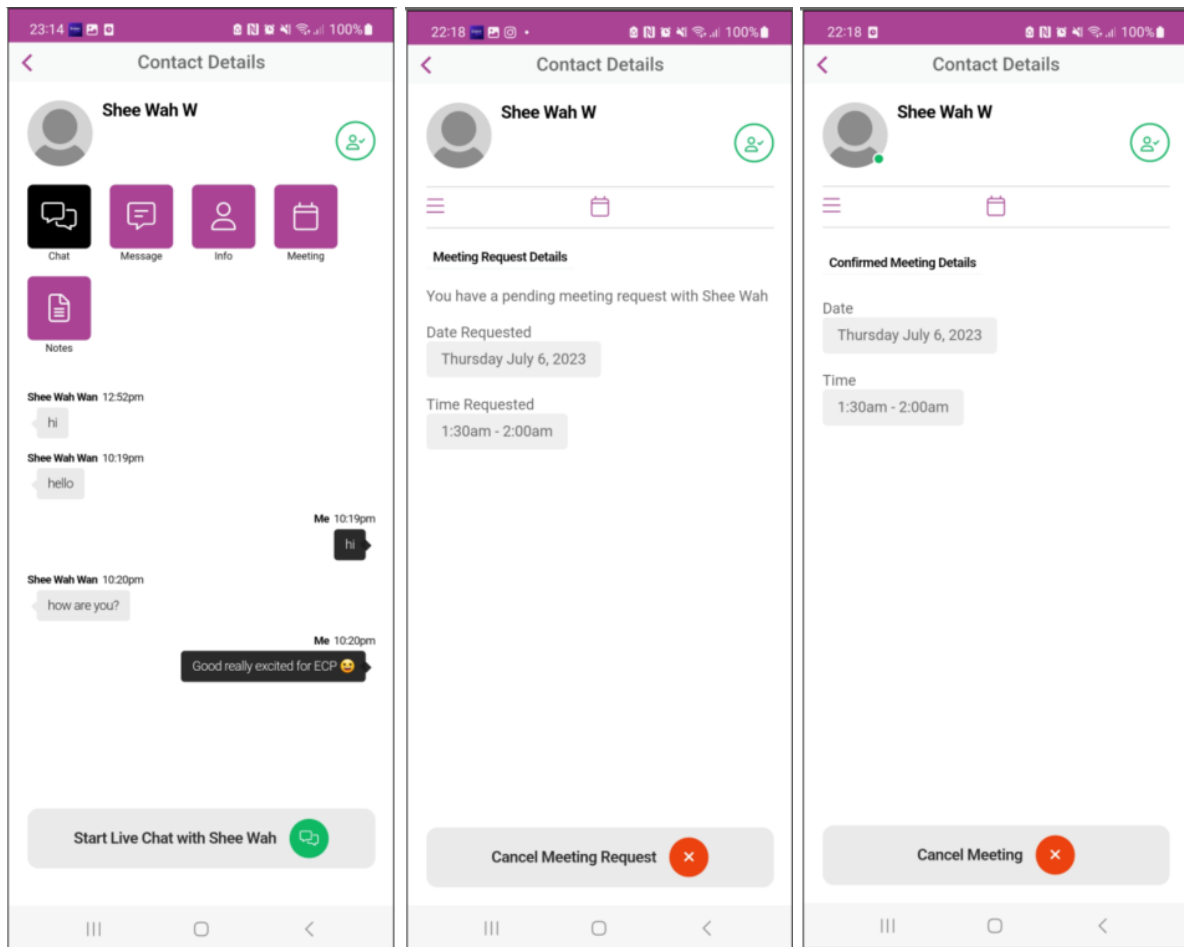


3. Click on the attendee you wish to connect

To connect click the green icon to request connection



- Once the other attendee has accepted your request to connect, you can chat, live chat, view shared contact details and schedule meeting with the attendee.



### I can't click on the 'Meeting Hub'

Please ensure you are logged into the app.

### I can't see the contact details of an attendee

You must have connected with the attendee in order to view the contact details.

### I can't find my request for connections from other attendees

Please go to 'Meeting Hub' then 'Invites', you will see here if you have any pending requests for connections.

### How do I export the contacts details for the attendees I have connect with?

You must have connected with the attendee in order to export any shared contact details. To export. Please go to 'Meeting Hub' then 'Export'. The contacts will be emailed to you in an Excel file.

